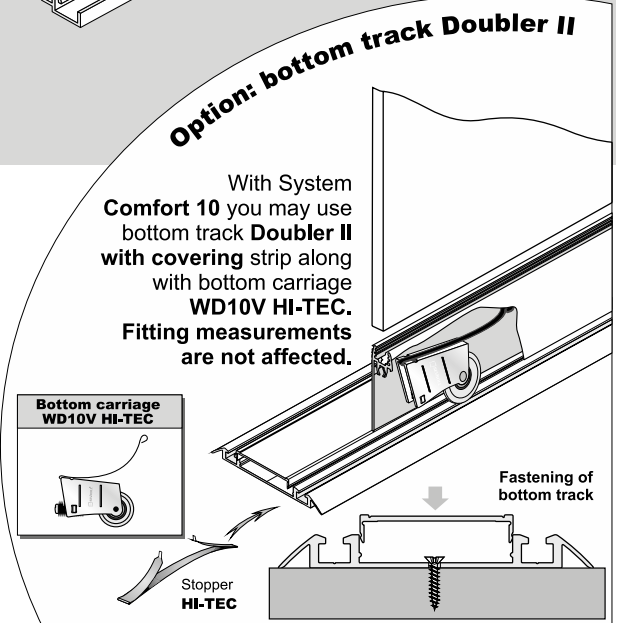
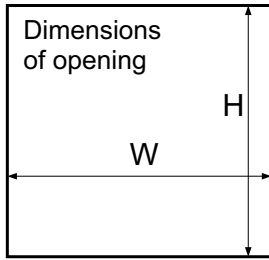


COMPONENTS

Handle			Horizontal profile	
L: 2.70 m 3.50 m	L: 2.70 m 3.00 m	L: 2.70 m	Decor 10 (A)	
			Upper horizontal profile	
FUTURE II	MASTER	STAR	Decor 10 (B)	
			L: 1.70 m, 2.35 m, 3.00 m	L: 1.70 m, 2.35 m, 3.00 m
Guiding carriage	Bottom carriage	Top track	Bottom track	
FUTURE or MASTER	WD10C HI-TEC	Comfort-Decor	Comfort	
		L: 1.70 m, 2.35 m, 3.00 m, 4.05 m, 6.00 m 94 mm	L: 1.70 m, 2.35 m, 3.00 m, 4.05 m, 6.00 m 62 mm	

You must remember to purchase self-tapping screws to construct each door (4 screws per door). When using safety glass or mirror, you must also remember to purchase gasket.

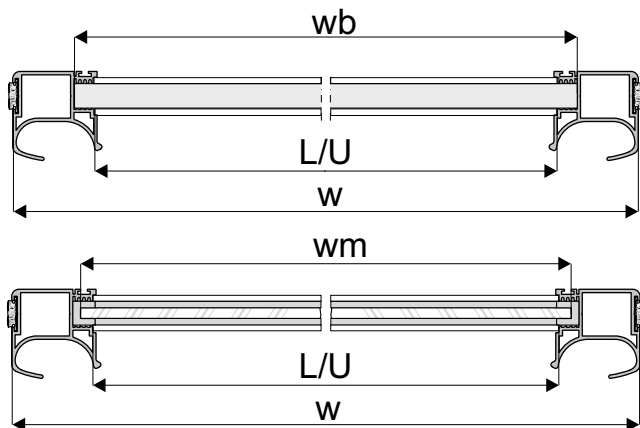




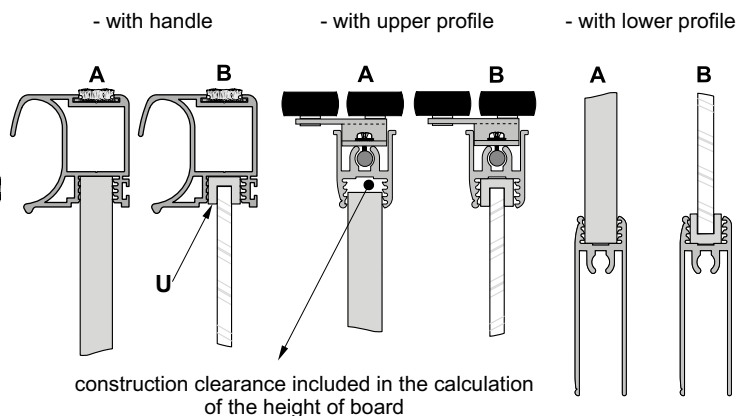
		Handle length = door height											
		LINE FUTURE				LINE MASTER				LINE STAR			
		Handle Future II anti-dust brush (inserted) 4.8 mm x 13 mm		Guiding carriage FUTURE		Handle Master textile door stop (inserted) 14 mm x 4 mm		Guiding carriage MASTER		Handle Star textile door stop (inserted) 14 mm x 4 mm		Guiding carriage MASTER	
door height	- h	h = H - 40 mm				h = H - 40 mm				h = H - 40 mm			
door wing height with soft-close fitted		Mini SV25/40/60 SV-25/50	h = H - 40 mm		Mini SV25/40/60 SV-25/50	h = H - 40 mm		Mini SV25/40/60 SV-25/50	h = H - 40 mm		Mini SV25/40/60 SV-25/50	h = H - 40 mm	
		Top SV60/80, Central SV25/40	h = H - 44 mm		Top SV60/80, Central SV25/40	h = H - 44 mm		Top SV60/80, Central SV25/40	h = H - 44 mm		Top SV60/80, Central SV25/40	h = H - 44 mm	
board height	- hb	hb = h - 64 mm				hb = h - 64 mm				hb = h - 64 mm			
door width	- w	w = (W - 3 mm + Z) : N				w = (W - 3 mm + Z) : N				w = (W - 3 mm + Z) : N			
board width	- wb	wb = w - 51 mm				wb = w - 25 mm				wb = w - 40 mm			
horizontal profile length	- L	L = U = w - 68 mm				L = U = w - 42 mm				L = U = w - 57 mm			
upper horizontal profile length - U													
mirror height	- hl	hl = hb				hl = hb				hl = hb			
mirror width	- wl	wl = wb - 4 mm				wl = wb - 4 mm				wl = wb - 4 mm			

number of doors	- N	2	3	4	5	2	3	4	5	2	3	4	5
total overlap	- Z	37 mm	74 mm	111 mm	148 mm	22 mm	44 mm	66 mm	88 mm	30 mm	60 mm	90 mm	120 mm

visual design – 4 wings			
	$w = (W - 3 + 111) : 4$	$w = (W - 3 + 66) : 4$	$w = (W - 3 + 90) : 4$
	$w = (W : 2 + 34) : 2$	$w = (W : 2 + 19) : 2$	$w = (W : 2 + 27) : 2$



Installation method for fitting 10 mm board (diag. A) and 4 mm mirror or glass (diag. B)



ATTENTION!

Mirror (4 mm) should be used with a safety backing film. Safety glass (4.5 mm) comprises of two thin layers with a film in-between. Both mirror and glass need fitting gaskets U.